

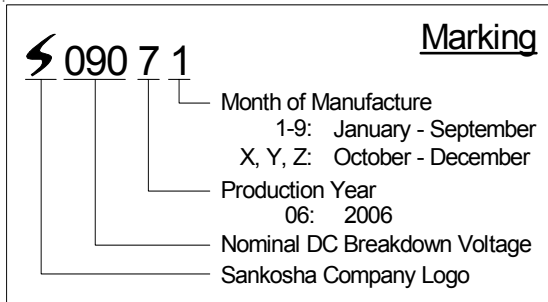
# Surface Mount Gas Tube Surge Arrester

Part Number: **SD8-90**



Applications:

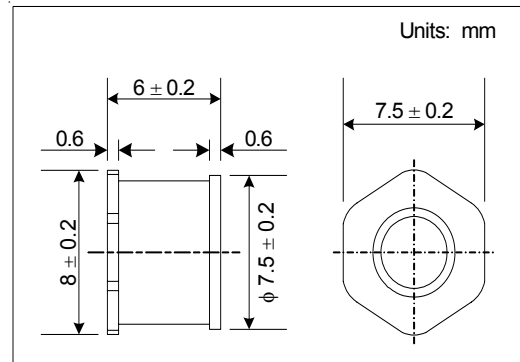
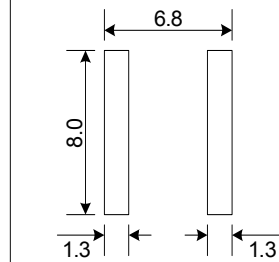
- TVSS
- Transient Voltage Surge Suppression
- Cable Telephony Products
- Modems/Cable Modems
- Broadband/CATV/Coaxial Protectors
- xDSL Modems and Peripherals



Features:

- UL 497B Recognized
- UL File E140906
- RoHS Compliant
- Non-Radioactive
- 100% Lead-Free
- Surface Mount
- Low Capacitance
- ISO Certified

Recommended Pad Layout



Packaging:

Tape & Reel per EIA Standard. See page 2.

**Electrical Characteristics**

1.	DC Breakdown Voltage	100 V/sec	90V ± 20%		
2.	Impulse Breakdown Voltage	100 V/μsec	≤ 500V		
		1 kV/μsec	≤ 700V		
3.	Insulation Resistance	DC 50V	≥ 10,000 M-ohm		
4.	Capacitance	1 MHz	≤ 1.0 pF		
5.	DC Holdover Voltage	See Note	≤ 52V	Note: ITU-T K.12 or IEEE C62.31-1987 Test Circuit	
6.	Impulse Life	10/1000 μsec	500 A	300 Times	
7.	Impulse Discharge Current	8/20 μsec	10 kA	1 Time	
		8/20 μsec	5 kA	Each Polarity 5 Times	
8.	AC Discharge Current	50 Hz	9 Cycles	65 A	1 Time
		50 Hz	One Second	10 A	5 Times

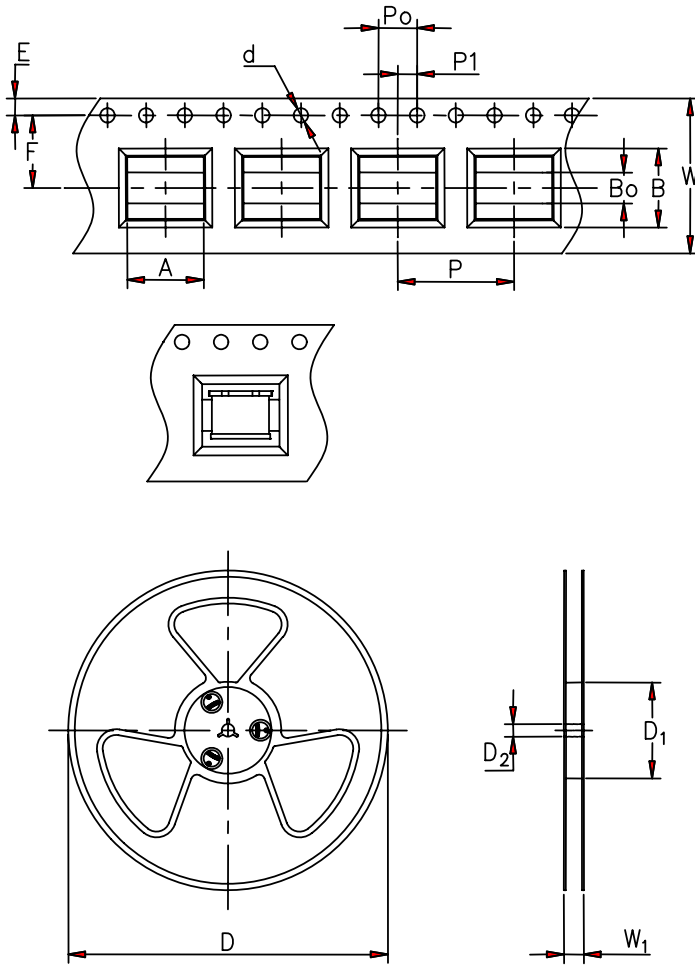
**After Life Tests**

9.	DC Breakdown Voltage	100 V/sec	90 ± 50%		
10.	Impulse Breakdown Voltage	100 V/μsec	≤ 750V		
11.	Insulation Resistance	DC 50 V	≥ 1 M-ohm		

SANKOSHA

SANKOSHA

## SD8 Series Tape & Reel Dimensions



Sign	Dimension unit: mm(inch)
A	7.9+/-0.1(.311+/-0.004)
B	8.16+/-0.1(.321+/-0.004)
B0	3.2+/-0.1(.126+/-0.004)
d	1.5+/-0.1(.059+/-0.004)
D	330(13)
D1	99(3.898)
D2	13+/-0.1(.512+/-0.004)
E	1.75+/-0.1(.069+/-0.004)
F	7.5+/-0.1(.295+/-0.004)
P	12+/-0.1(.472+/-0.004)
P0	4+/-0.1(.157+/-0.004)
P1	2+/-0.1(.079+/-0.004)
W	16+/-0.3(.630+/-0.012)
W1	20.5+/-0.5(.807+/-0.020)

Outline	Per Reel (PCS)	Per Carton (PCS)
Taping	500	5000

Sankosha U.S.A., Inc.  
 www.sankosha-usa.com  
 Toll Free: (888) 711-2436  
 Fax: (310) 618-6869